









EXTERIOR



# TEXTROL®

## PENETRATING OIL FINISH FOR WOOD

<b>Product description</b>	<p>TEXTROL® is a penetrating oil finish that is designed to revitalise weather-beaten, dried-out decks and exterior wood. TEXTROL® restores the rich, warm appearance of natural wood and beautifies exterior wood. Developed to penetrate deep into the wood, it protects against damage caused by moisture and ultraviolet rays, and provides a mildew resistant finish that will not crack, peel or flake.</p> <p>When TEXTROL® is first applied the wood will darken to a rich matt colour, and then gradually lighten depending on the intensity of sun exposure.</p>
<b>Properties</b>	<ul style="list-style-type: none"> <li>• Protects and enhances the beauty of exterior wood.</li> <li>• Long lasting natural look.</li> <li>• Excellent penetration.</li> <li>• Non film building - No peeling. No flaking.</li> <li>• Mildew resistant finish.</li> <li>• Easy application.</li> <li>• Easy to maintain - No stripping. No sanding.</li> </ul>
<b>Basic uses</b>	<ul style="list-style-type: none"> <li>• For exterior use only.</li> <li>• Weathered softwoods - Cedar, Larch, Spruce, Pine, Pressure Treated Wood...</li> <li>• Weathered hardwoods - Ash, Oak, Chestnut...</li> <li>• Horizontal and vertical surfaces.</li> <li>• Decking, Garden Furniture, Cladding, Shakes, Shingles, Fences...</li> </ul>
<b>Technical data</b>	<p><b>Finish:</b> Matt.  <b>Vehicle type:</b> Alkyd resins.  <b>Solvent type:</b> Solvent.  <b>Specific gravity (at 20°C):</b> 0.875 ± 0.05.  <b>Physical state:</b> Liquid.  <b>Solid content:</b> 37% ±2.  <b>Flammability:</b> Not classified as flammable.  <b>Flash point:</b> &gt; 64°C.  <b>Shelf life:</b> 2 years in original unopened packaging.  <b>Container size:</b> 1L, 2.5L (Clear only), 5L, 20L, 200L (Clear only).  <b>Colour(s):</b></p> <div style="display: flex; justify-content: space-around; align-items: center;"> <div style="text-align: center;"> CLEAR</div> <div style="text-align: center;"> GOLDEN OAK</div> <div style="text-align: center;"> MEDIUM OAK</div> <div style="text-align: center;"> RUSTIC OAK</div> <div style="text-align: center;"> WEATHERED GREY</div> <div style="text-align: center;"> PTW GREEN</div> </div> <p>Clear can be tinted with universal colourants (max 30 ml/l) – Consult us.  <b>Drying time(s):</b> 24 hours depending on temperature and humidity.  <b>VOC:</b> EU limit for this product (cat A/f) 700 g/l (2010). This product contains max 550 g/l.</p>
<b>Application tools</b>	<p>Brush.  Roller.  Spray: Airless, HVLP.  Garden Sprayer.</p>
<b>Good application practice</b>	<p>Before starting, test colour choice on a small area. Allow to dry to determine final colour. Cover everything you do not wish to coat, including plants and shrubs. Apply between 5°C and 35°C. Do not apply in direct sunlight or to hot surfaces. Do not apply if cold and/or wet weather is expected within 24-48 hours. Always work the entire length of a deck board or horizontal cladding to a logical break. Never stop application in the middle of a board or piece of wood. Vertical cladding should be coated from top to bottom. After spray application, always back-brush or back-roll to improve penetration and uniformity of coverage.</p>
<b>Surface preparation</b>	<p><b>General directions:</b>  Surfaces must be clean, dry and free of dirt, grease, grime, mildew and previous coatings. Treat mildew with a 50/50 bleach/water solution. Scrub solution on to surface and allow to stand for 10-15 minutes; rinse thoroughly. After cleaning, allow wood to dry 2-3 good drying days or until it has reached a moisture content of 18% or less before applying TEXTROL®.</p> <p>TEXTROL® may only be applied to bare wood surfaces or a weathered wood surface that was previously finished with TEXTROL®. ALL other finishes must be completely and thoroughly removed. If necessary sand surface after cleaning and/or stripping (80 grit paper).</p> <p><b>New wood surfaces:</b>  TEXTROL® may only be applied to weathered wood. All new wood should be treated with SEASONITE®* and allowed to weather 12 months before applying TEXTROL®.</p> <p><b>Weathered wood surfaces (untreated):</b>  Wood that has weathered longer than 12 months or turned grey should be cleaned with NET-TROL®* to remove all loose wood fibres, dirt and other surface contamination before applying TEXTROL®.</p> <p><b>Previously oiled surfaces:</b>  All other oils or sealers must be completely and thoroughly removed with AQUANETT®* or PREPDECK®* and the stripped surface neutralised with NET-TROL®* before applying TEXTROL®.</p> <p><b>Previously coated surfaces (paint, stain, varnish...):</b>  All previous coatings must be completely and thoroughly removed with DILUNETT®*, PREPDECK®* or CDKP® 90* before applying TEXTROL®. Solvent (oil or alkyd based finishes): Strip with DILUNETT®*, neutralise with NET-TROL®*. Acrylic finishes - Water-based: Strip with PREPDECK®*, neutralise with NET-TROL®*. Other finishes i.e. 2 pack epoxies, urethanes...: Strip with CDKP® 90*.</p> <p><b>Note:</b> AQUANETT®*, PREPDECK®* and DILUNETT®* may darken hardwoods inc' exotic hardwoods and woods rich in tannins i.e. Cedar, Douglas Fir, Teak, Ipe, Oak... neutralising with NET-TROL®* immediately after rinsing will lighten and restore the woods colour.</p>

The information set out cons are purely illustrative and are not the responsibility of the manufacturer, the application of products not made under his supervision.

## Application

Shake or stir can well before use.  
Use as is. Do not dilute.  
Apply 1st coat of TEXTROL® and allow to penetrate into the wood (15-30 minutes).  
Apply 2nd application and allow to penetrate into the wood (15-30 minutes).  
If required repeat this procedure until the wood is saturated i.e. will accept no more oil.  
Once the timber is saturated, brush out or wipe up any excess product that has not penetrated within 15-30 minutes of applying the last application to avoid shiny spots.  
Do not allow TEXTROL® to become Touch Dry or Dry between coats - apply 'wet-on-wet'.  
**NOTE:** TEXTROL® is not a surface coating, its place is in the wood not on the surface. TEXTROL® protects by penetrating the wood, providing a rich matt finish.

## Coverage

Initial: 5 m<sup>2</sup> per litre per 2 coats.  
Maintenance: 10 m<sup>2</sup> – 12 m<sup>2</sup> per litre.  
Actual coverage will vary depending on application method, type, texture, age and porosity of the wood.

## Maintenance

### General directions:

Maintenance is due when the treated wood takes on a weathered grey look or has severely faded.  
Surfaces with harsh exposure to the sun, weather or foot traffic will show wear more quickly than other areas  
Clean surface including severely faded or weathered areas with undiluted NET-TROL®\*.  
Apply TEXTROL® in accordance with the 'Application' instructions above, blending into areas which still have good colour.  
A single application of TEXTROL® is all that is normally required to renew the natural beauty of the wood and maintain protection.  
For very porous or badly weathered surfaces a 2nd application of TEXTROL® may be required.  
Areas retaining good colour do not need a maintenance application.

### Decks and other horizontal surfaces:

Most decks and horizontal surfaces will only require a maintenance application of TEXTROL® every other year.  
A periodic clean, between applications, with NET-TROL®\* to remove dirt and contamination will refresh the appearance of the wood.

### Cladding and other vertical surfaces:

Cladding and vertical surfaces do not require annual maintenance.  
Most cladding and vertical surfaces will only require touch up applications of TEXTROL®.

## Restrictions

Do not use on new wood.  
Do not use on hardboard.  
Plywood - Contact us.  
Thermo treated wood - Contact us.

## Clean-up

Clean all tools and equipment with white sprits whilst still wet. If allowed to dry, remove with paint stripper.  
**NOTE:** Any rags etc soaked in TEXTROL® may spontaneously catch fire if improperly discarded. Rags etc must be saturated with water after use or placed in a sealed, water filled metal container, before disposing with household waste.

## Storage

Left over TEXTROL® should be transferred to a smaller, airtight, closed metal or glass container.  
Keep from freezing and high temperatures.

## General information

Every care is taken to ensure that the information provided in this technical data sheet is accurate. OWATROL International is unable to guarantee results as we have no control over the conditions under which our products are applied. For further advice and information please contact our technical department by email at [info@owatrol.com](mailto:info@owatrol.com) or the local OWATROL Agent for your country.  
The information above is correct at the date of issue.  
All other OWATROL products named in this document should be used as per label instructions and the technical data sheet.

## Safety

Refer to the safety data sheet (MSDS) available at [www.owatrol.com](http://www.owatrol.com) and text on the packaging. Keep out of the reach of children.

## Issue date

January 2014

\* Same manufacturer



© Weberfoto



OWATROL INTERNATIONAL SLU

Barcelona - Spain

Tel. +34 93 125 88 68

Fax +34 93 106 02 13

TEXTROL® is a trademark



Find all our solutions:

[www.owatrol.com](http://www.owatrol.com)